

IPERLUX®

**PANNELLI LED BACKLIT
LED BACKLIT PANEL LIGHT**

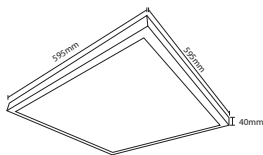


MANUALE D'ISTRUZIONI/INSTRUCTION MANUAL

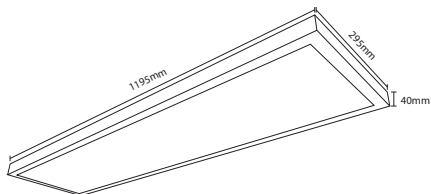
Italiano 3-6/English 7-10

www.iperlux.com

MANUALE D'ISTRUZIONI



IP4019BLKS



IP423019BLKS

Specifiche tecniche:

Codice:	IP4019BLKS	IP423018BLKS
Potenza:	40W	42W
Lumen:	4000	4200
Voltaggio:	AC 220-240V 50/60Hz	
Switch 3CCT:	Sì	
Sorgente 3CCT:	3000K,4000K,6500K	
CRI:	80	
Temperatura di lavoro:	-20°C<TA<40°C	
UGR:	<19	
Dimmerabile:	No	
Grado IP:	IP20	
Grado IK:	IK02	
Classe:	II	
Flicker:	Free	
Driver:	LiFud	

CARATTERISTICHE

- Alimentato da driver LiFud a corrente costante a bassa tensione, che garantisce sicurezza, risparmio energetico e lunga durata di vita.
- Avvio istantaneo, nessun tremolio, nessun ronzio. Nessun materiale pericoloso (mercurio/piombo).
- Installazione facile.
- Luce uniforme, morbida e ad alta trasmittanza.

ATTENZIONE

Prima dell'installazione si raccomanda di verificare che l'alimentatore sia spento, di leggere le istruzioni e di preparare gli attrezzi necessari per il montaggio (non inclusi).

Se il cavo o il filo sono danneggiati, potranno essere sostituiti solamente dal produttore o da un servizio assistenza o da una persona qualificata per evitare pericoli.

Prodotto con sorgente luminosa non sostituibile.

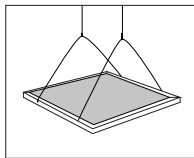
Non guardare direttamente al fascio di luce a LED.

Per evitare che l'alloggiamento si deformi non colpire o premere la superficie esterna con forza o oggetti pesanti oppure l'effetto di illuminazione sarà influenzato.

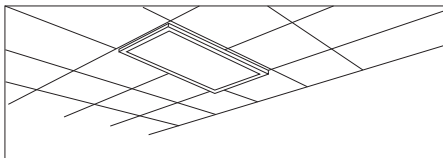
Non è possibile sovrapporre oltre 10 pezzi senza imballaggio.

Lavorare fuori dalla gamma di temperatura di $-20+40^{\circ}\text{C}$ ridurrà la durata degli apparecchi.

MODI D'INSTALLAZIONE

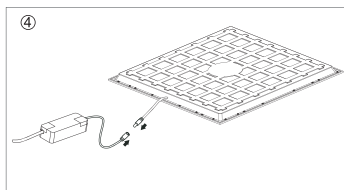
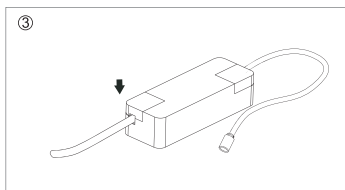
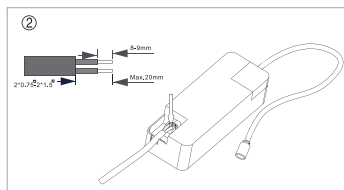
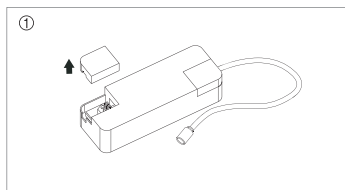


A sospensione



A soffitto

CONNESSIONE DRIVER LIFUD



ACCESSORIO COMPATIBILE (non incluso):



IPADLP

Kit a sospensione

Informazioni sul riciclaggio in conformità con le direttive RAAE e batterie



Simbolo sul prodotto



Simbolo sulla batteria

Solo Europa

Il prodotto/batteria è contrassegnato con uno dei simboli di riciclaggio sopra indicati. Questo indica che a fine vita il prodotto/batteria, dovrà essere smaltito/a separatamente in appropriati luoghi di raccolta e non con i normali rifiuti domestici.



SGS ERP LVD EMC ENEC



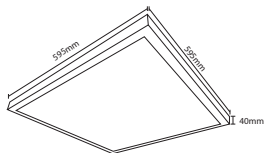
IPERLUX®

www.iperlux.com

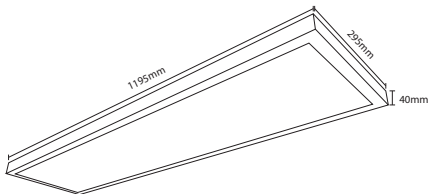
info@iperlux.com



INSTRUCTION MANUAL



IP4019BLKS



IP423019BLKS

Specifications and Technical Data sheet:

Code:	IP4019BLKS	IP423018BLKS
Power:	40W	42W
Lumen:	4000	4200
Input Voltage:	AC 220-240V 50/60Hz	
CCT switch:	Yes	
Rated CCT:	3000K,4000K,6500K	
CRI:	80	
Ambient temperature:	-20°C<TA<40°C	
UGR:	<19	
Dimmable:	No	
IP Grade:	IP20	
IK Grade:	IK02	
Class:	II	
Flicker:	Free	
Driver:	LiFud	

SPECIFICATIONS:

- Powered by low-voltage constant-current LiFud drivers, ensuring safety, energy savings and long service life.
- Instant start, no shaking, no buzzing. No dangerous material (mercury/lead).
- Easy installation.
- Uniform, soft, high transmittance light.

⚠ WARNING:

Before installation it is recommended to check that the power supply is turned off, read the instructions and prepare the necessary tools for assembly (not included).

If the cable or wire is damaged, it can only be replaced by the manufacturer or a service or a qualified person to avoid danger.

Product with non-replaceable light source.

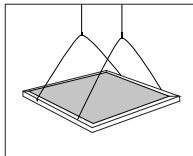
Don't look directly at the LED light beam.

To prevent the deforming of the housing, do not hit or press the outer surface with force or heavy objects or the lighting effect will be affected.

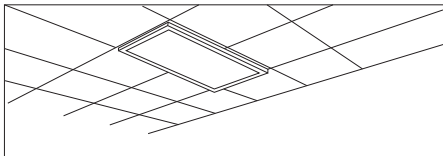
Don't overlap more than 10 pieces without packaging.

Working outside the temperature range of -20+40°C will reduce the life of the products.

INSTALLATION MODE

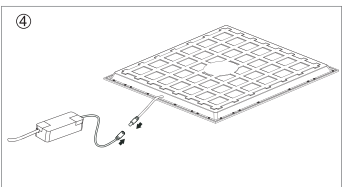
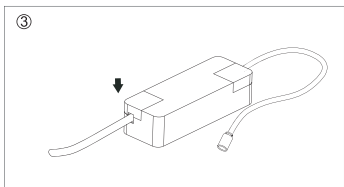
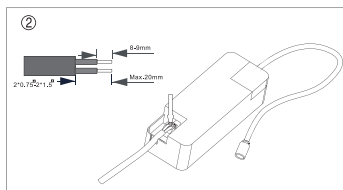
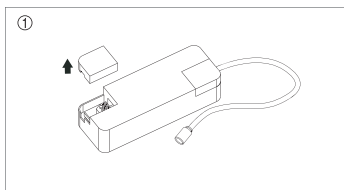


Suspended
installation



Ceiling
installation

LIFUD DRIVER CONNECTION



SUITABLE ACCESSORY (not included):



IPADLP

Suspended Kit

Recycling Information in Accordance with the WEEE and Battery Directives




Product Mark



Battery Mark

Europe only

The product/battery is marked with one of the above recycling symbols. It indicates that at the end of the life of the product/battery, you should dispose of it separately at an appropriate collection point and not place it in normal domestic waste stream.



IPERLUX®

www.iperlux.com

info@iperlux.com

IPERLUX®

www.iperlux.com
info@iperlux.com